

# Moodle Guideline

---

GO STUDY EUROPE MOODLE WITH DEE PROJECT

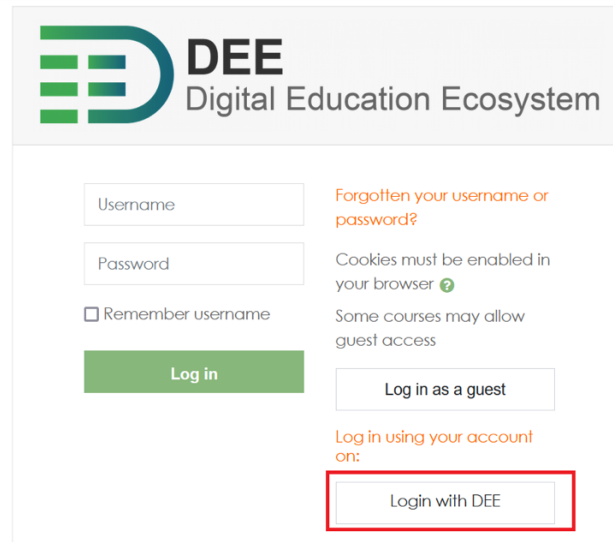
## **A. Table of Contents**

<b>A. Registration &amp; Login with DEE User Service.....</b>	<b>2</b>
<b>B. Login with eduGAIN (if applicable).....</b>	<b>4</b>

There are two methods of user registration and login in DEE system which are described as follows:

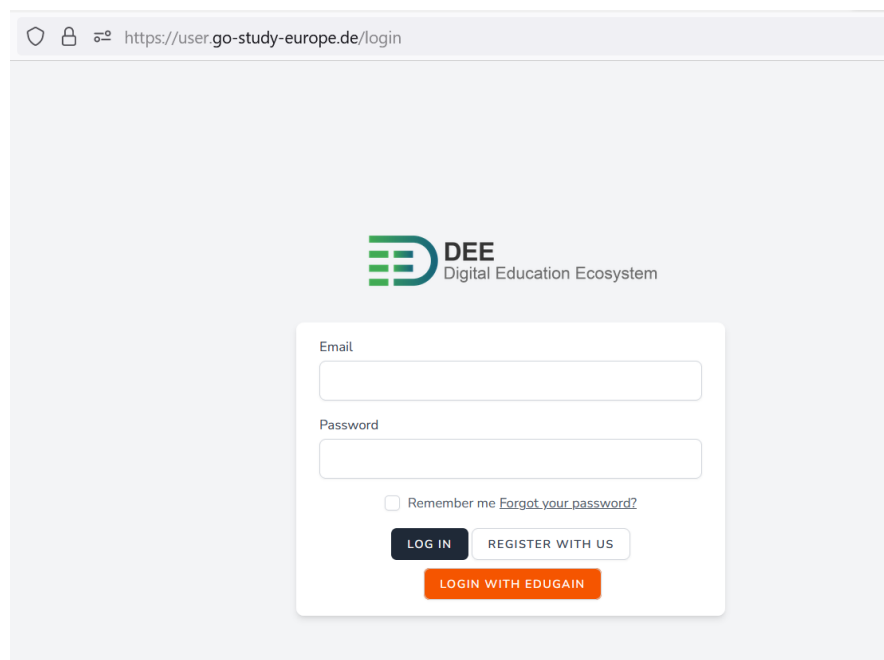
### A. Registration & Login with DEE User Service

1. Go to <https://moodle.go-study-europe.de> and click on “login with DEE”



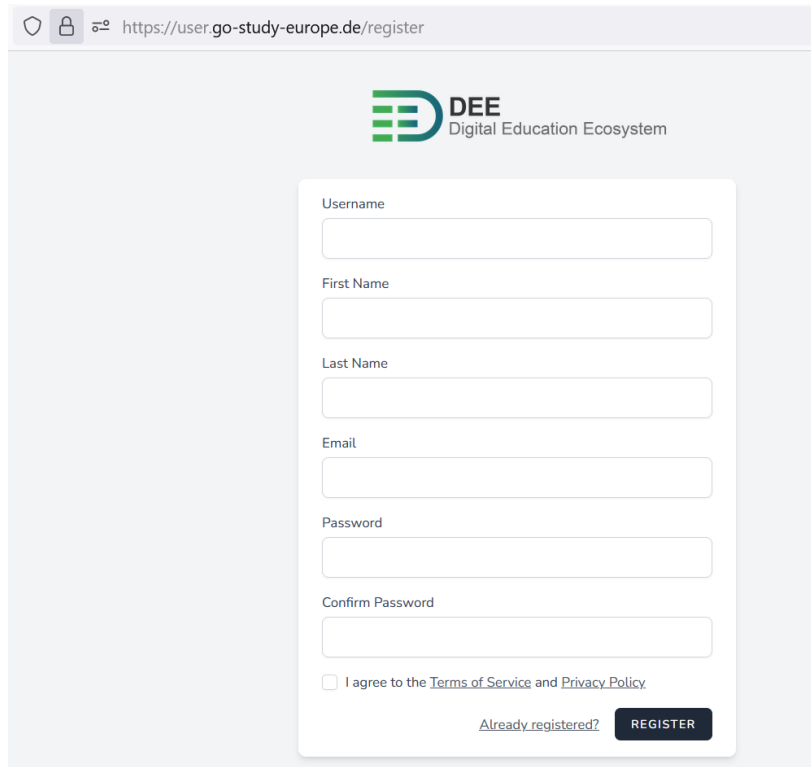
The image shows the login page of the DEE Digital Education Ecosystem. At the top is the DEE logo and name. Below it are input fields for 'Username' and 'Password', a 'Remember username' checkbox, and a green 'Log in' button. To the right of the input fields are links for 'Forgotten your username or password?', a note about cookies, and a link for 'Log in as a guest'. At the bottom right, there is a section titled 'Log in using your account on:' with a button labeled 'Login with DEE' which is highlighted with a red rectangle.

2. If you have an account with user service already, provide your username and password and click “Login”. If you don’t have an account, click on “Register With Us” to continue (explained in next step).



The image shows a web browser window displaying the login page of the DEE Digital Education Ecosystem. The browser's address bar shows the URL 'https://user.go-study-europe.de/login'. The page features the DEE logo and name at the top. Below it is a login form with fields for 'Email' and 'Password', a 'Remember me' checkbox, and a link for 'Forgot your password?'. At the bottom of the form are three buttons: 'LOG IN' (dark blue), 'REGISTER WITH US' (light blue), and 'LOGIN WITH EDUGAIN' (orange).

3. Register yourself by filling the form if you don't have an account with user service

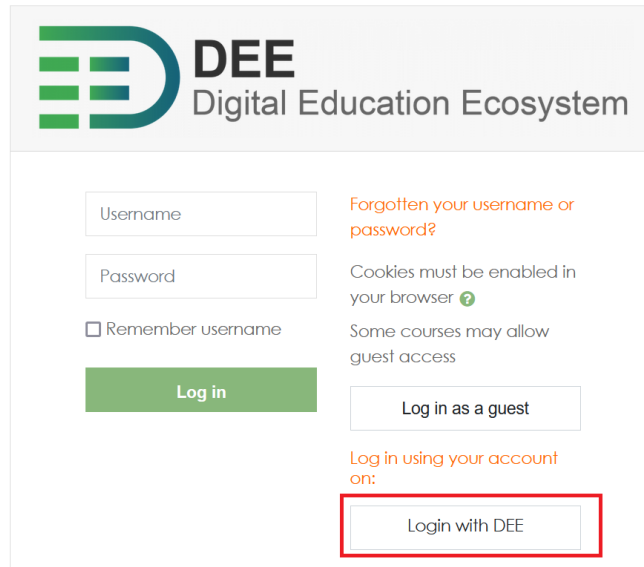


The screenshot shows a web browser window with the address bar displaying <https://user.go-study-europe.de/register>. The page features the DEE Digital Education Ecosystem logo at the top. Below the logo is a registration form with the following fields: Username, First Name, Last Name, Email, Password, and Confirm Password. Each field is represented by a white input box with a light gray border. Below the Confirm Password field is a checkbox labeled "I agree to the [Terms of Service](#) and [Privacy Policy](#)". At the bottom of the form, there is a link labeled "Already registered?" and a dark gray button with the text "REGISTER" in white capital letters.

4. Once you have registered, you would receive email for account verification, please verify your email address.
5. Go to <https://moodle.go-study-europe.de> and click on "Login with DEE" again


## B. Login with eduGAIN (if applicable)

1. Go to <https://moodle.go-study-europe.de> and click on “Login with DEE”



The image shows the login page of the DEE Digital Education Ecosystem. At the top left is the DEE logo. Below it are input fields for 'Username' and 'Password', a checkbox for 'Remember username', and a green 'Log in' button. To the right of these fields are links for 'Forgotten your username or password?', a note about cookies, and a link for 'Log in as a guest'. At the bottom right, there is a section titled 'Log in using your account on:' with a red-bordered button labeled 'Login with DEE'.

2. In the next page, click on “Login with eduGAIN”



The image shows the login page of the DEE Digital Education Ecosystem. At the top left is the DEE logo. Below it are input fields for 'Email' and 'Password', a checkbox for 'Remember me', and a link for 'Forgot your password?'. Below these fields are three buttons: 'LOG IN' (dark blue), 'REGISTER WITH US' (light blue), and 'LOGIN WITH EDUGAIN' (orange with a red border).

3. In the next page, choose your university (e.g., Fachhochschule Dortmund) and click on “select”

DFN-AAI-eduGAIN

**DFN**  
DEUTSCHES FORSCHUNGSMITZEL

## Select your organisation

In order to access the service **IDiAL**, **FH Dortmund** please select or search the organisation you are affiliated with.

Select

☐ Remember selection for this web browser session.

☐ Remember selection permanently and bypass this step from now on.

DFN-AAI

Imprint

Data Privacy

Powered by SWITCHway!

4. In the next page, provide your username and password and click on “login”

## Fachhochschule Dortmund

University of Applied Sciences and Arts

Login to IDiAL, FH Dortmund



A Digital Education Ecosystem (DEE) is a digital learning and teaching infrastructure which supports all aspects of a digitally transformed educational system, e.g. a university or school. The goal of the DEE described in this specification is to support a virtual, cross-border Master School.

FHKennung


Password

☐ Don't Remember Login

☐ Clear prior granting of permission for release of your information to this service.

Login

5. After successful login, you should get below page.



6. Verify your email from the link sent to your mailbox
7. Go to <https://moodle.go-study-europe.de> and click on "login with DEE" again