



EURO PIM

GO STUDY EUROPE

Community management

Anna Badasian

Jorge Maldonado Carranza



There are **five** main management tools involved in the management of OpenCoPs

OpenCoP Management Tools



Nextcloud

File repository

- Project description
- Budget
- Mobility plan
- Reports
- Final results (documentation)



Confluence

Collaboration tool

- Wiki docs
- Module specification
- Standards



Jira Software

Work

management

- Ticketing system
- Track, organize, and prioritize tasks
- Track progress



MS Teams

Communication

- Community management
- Chat
- Meetings
- Discussions
- Polls (additional plugin)



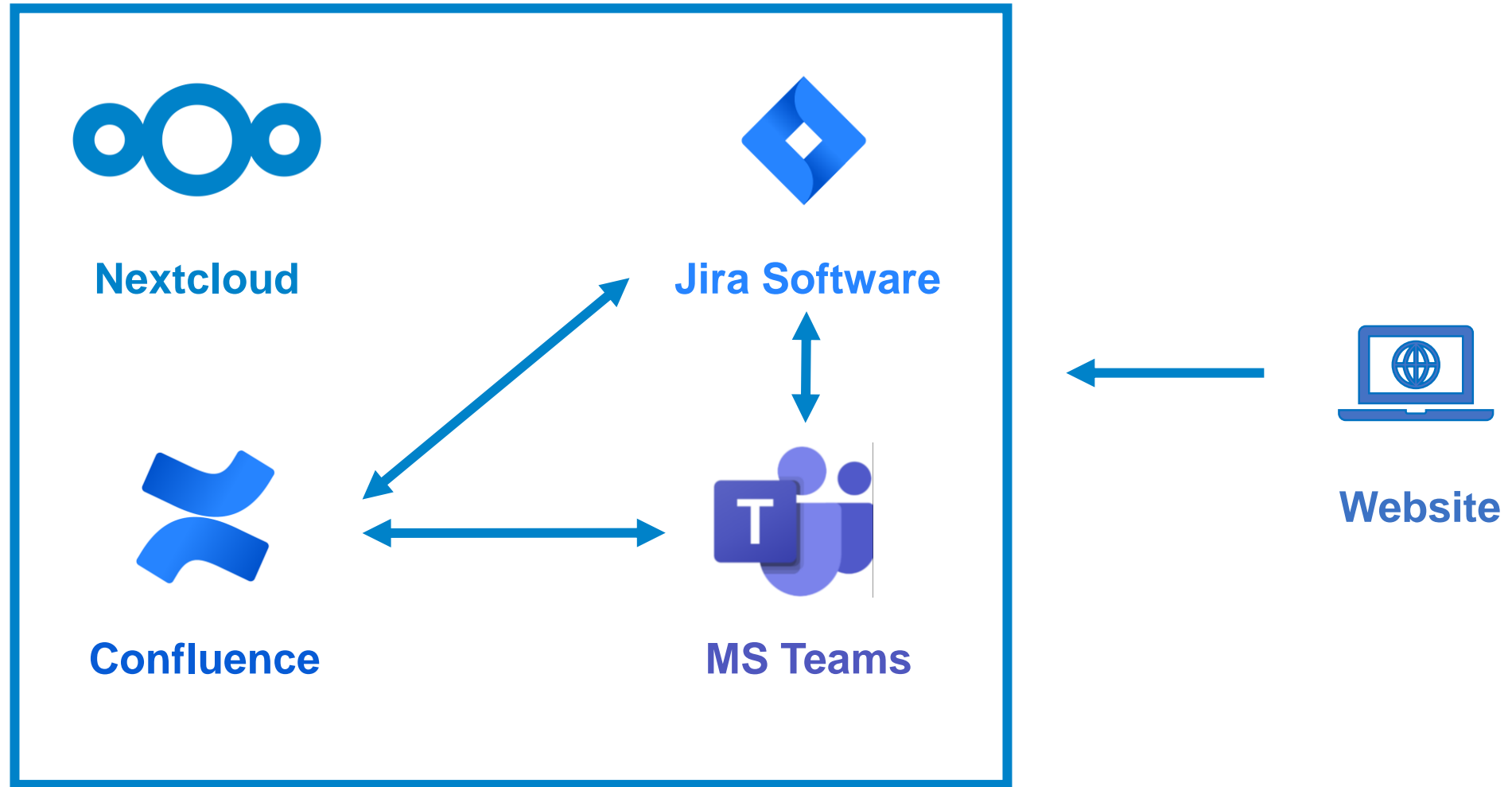
Website

Dissemination

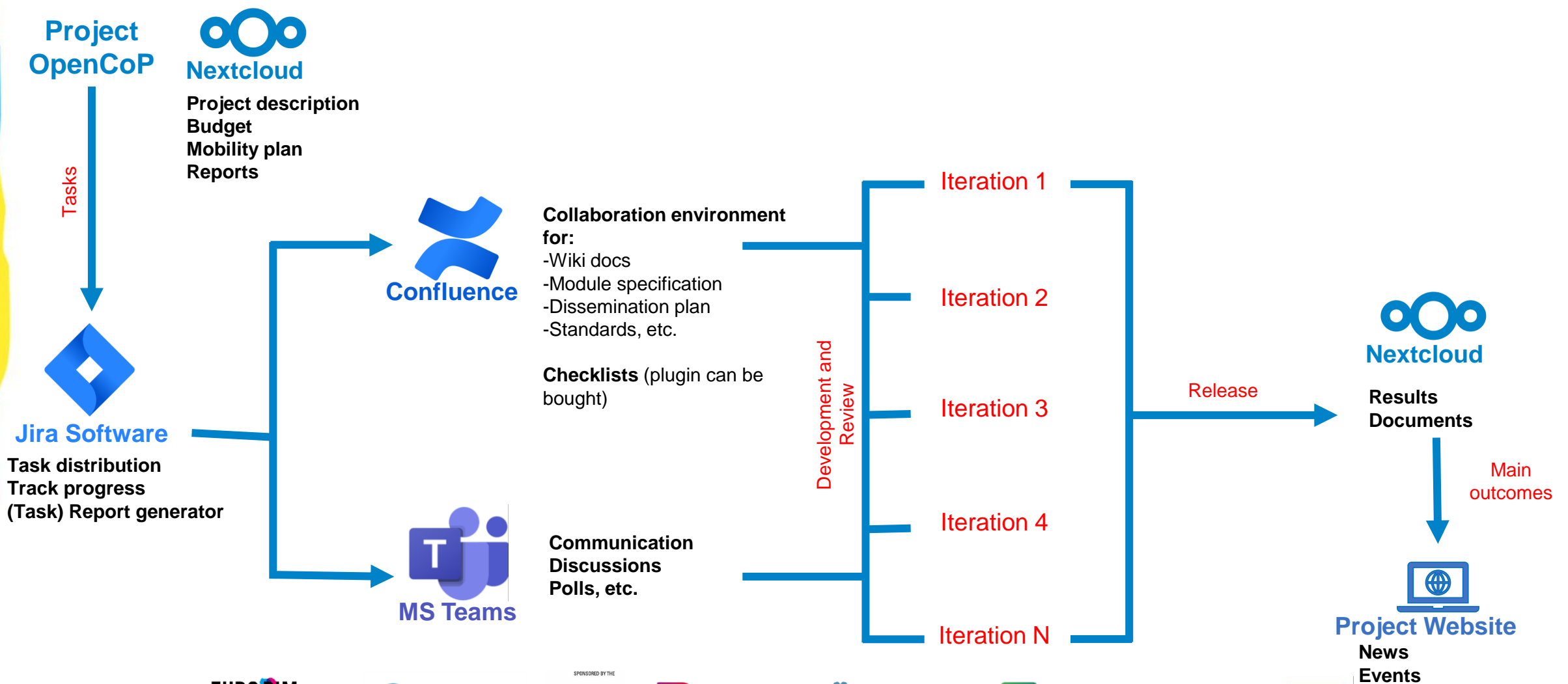
- News
- Outcomes
- Events
- Etc.

Connection among management tools facilitates the flow of information in the OpenCoP

Connection between tools



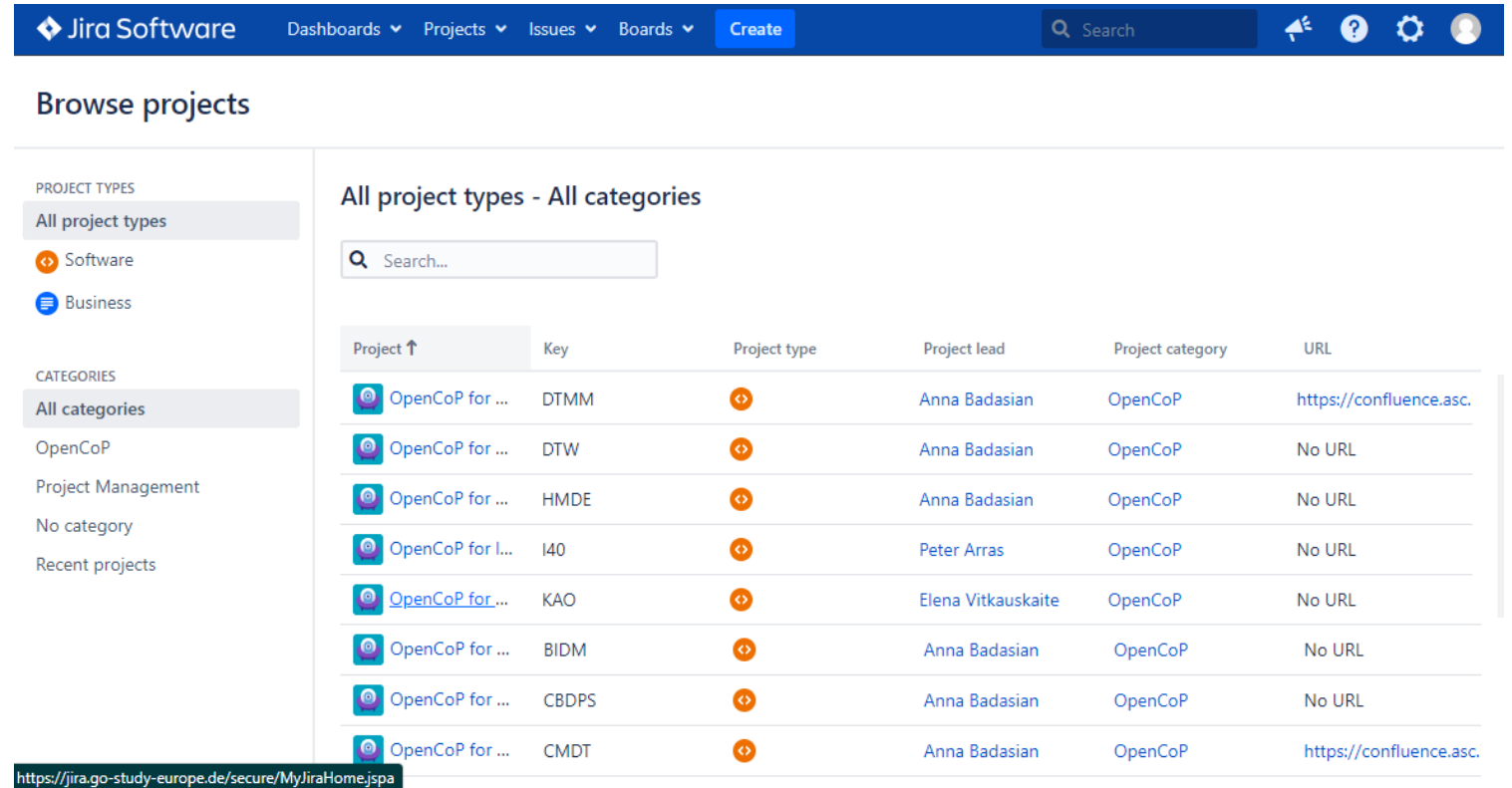
Working in an OpenCoP (Technical management process)



Jira for our OpenCoPs

How will it work?

- One project (space) per OpenCoP and main project (e.g., WORK4CE, ProDiT, ManDEE)
- Each project can contain one or more Kanban/Scrum boards
- Contact persons from each university for each OpenCoP will have access to Jira Software
- Contact persons will distribute the tasks of the particular OpenCoP within the team members of their university



The screenshot shows the Jira Software interface. At the top, there is a navigation bar with 'Jira Software' and several dropdown menus: 'Dashboards', 'Projects', 'Issues', and 'Boards'. A 'Create' button is also visible. A search bar is located on the right side of the navigation bar. Below the navigation bar, the main content area is titled 'Browse projects'. On the left side, there is a sidebar with 'PROJECT TYPES' and 'CATEGORIES'. Under 'PROJECT TYPES', 'All project types' is selected, with 'Software' and 'Business' as options. Under 'CATEGORIES', 'All categories' is selected, with 'OpenCoP', 'Project Management', 'No category', and 'Recent projects' as options. The main content area displays a table of projects under the heading 'All project types - All categories'. The table has columns for 'Project', 'Key', 'Project type', 'Project lead', 'Project category', and 'URL'. The projects listed are:

Project	Key	Project type	Project lead	Project category	URL
OpenCoP for ...	DTMM	Software	Anna Badasian	OpenCoP	https://confluence.asc
OpenCoP for ...	DTW	Software	Anna Badasian	OpenCoP	No URL
OpenCoP for ...	HMDE	Software	Anna Badasian	OpenCoP	No URL
OpenCoP for l...	I40	Software	Peter Arras	OpenCoP	No URL
OpenCoP for ...	KA0	Software	Elena Vitkauskaitė	OpenCoP	No URL
OpenCoP for ...	BIDM	Software	Anna Badasian	OpenCoP	No URL
OpenCoP for ...	CB DPS	Software	Anna Badasian	OpenCoP	No URL
OpenCoP for ...	CMDT	Software	Anna Badasian	OpenCoP	https://confluence.asc

At the bottom of the screenshot, there is a URL: <https://jira.go-study-europe.de/secure/MyJiraHome.jspx>